



XFL Flexible Linear LED Side Emitting

Xicato designs and delivers one of the broadest portfolio spot and linear light sources and electronics that enable architects, designers and building managers to create beautiful, smart spaces in which people love to live and work. With thousands of installations around the globe, Xicato continues to be a leading supplier of high quality lighting solutions. Xicato is defining the future of intelligent light sources by integrating electronics, software and connectivity. Founded in 2007, Xicato's headquarters is based in Silicon Valley and the company has offices in China, Europe and the US.

xicato.com

WET
LOCATION

DC
ONLY

XFL Flexible Linear LED

Side Emitting

Features

- Unmatched performance for CRI, R9, Fidelity and Gamut
- Premium < 5 SDCM color consistency
- 120 LEDs/m
- Standardized 24V for ease of selection and integration
- Superior construction for higher reliability and heat management
- 10-year warranty
- Available in spools (XFL) or as custom finished tape cut to a specified length with soldered lead wires



Spec Locks

Spec Locks	Gold Plated PCB	CRI	R9	Gamut	Fidelity	SDCM Steps	Max Run	Luminous Efficacy	Benefits
Side Emitting									Superior construction, long lifespan. Supported by Xicato Bluetooth® Mesh Control portfolio

XFL SKU Builder / Ordering Part Number

Model Number is built as follows: XFL-AA-BBCC-DDD-EE-FFGG (applicable to all order codes listed below)

The orderable Xicato part numbers are built as follows:

Spools: XFL-AA-BBCC-DDDEE-FFGG-HHHHH

Custom Tape: XFT-AA-BBCC-DDDEE-FFGG

XFL	--	SE	--	24	3.0	--	120	67	--	27	90	--	SP005
	--	SE	--	24	3.0	--	120	67	--		90	--	
Product		Collection		Voltage	Watts/foot*		LEDs/meter	IP Rating		CCT	CRI		Spool Length (m)**
XFL (Spools)					3.0					27 = 2700			5
XFT (Custom)										30 = 3000			10
										35 = 3500			Blank*** (XFT Custom tape)

* 1 Watt/foot = 3.28 Watts/meter

** 5m Spool Length = 16.4 feet

*** This field is left blank for XFT order codes. Contact your Xicato Sales Representative to define the specific custom configuration for LED tape and soldered lead wires. The detailed configuration description will be provided with the quote and order confirmation

XFT Custom Tape Options

Contact your Xicato Sales representative to define and order your specific custom configuration

LED Tape

	LED Tape Cut to Length
Length	Min: 3" Max: Max run length (page 4) Available in increments of cuttable length (page 4)

Input Lead Wire

	20 AWG UL2464 Lead Wire Only
Length	Min: 3" Max: 96" Available in 1" increments
Jacket Color	Black or White

Optional Output Lead Wire

	20 AWG UL2464 Lead Wire Only
Length	Min: 3" Max: 96" Available in 1" increments
Jacket Color	Black or White

Specifications

Common properties across all SKUs

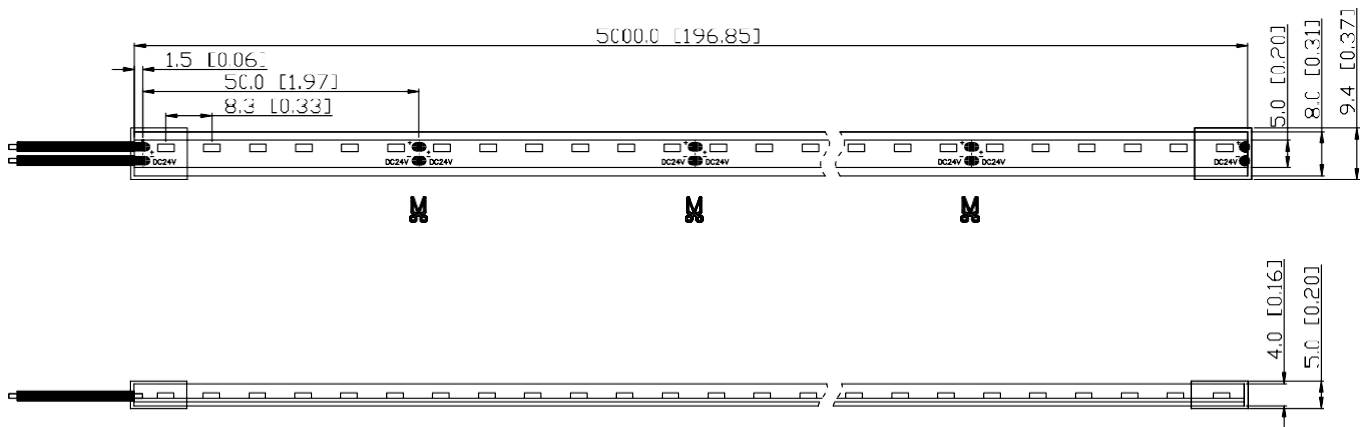
Color	Beam Angle	CRI	Voltage	IP Rating	Minimum Cutable Length	LEDs/m	Profile	Standard Spool Length m (ft)	Operating Temperature	Storage Temperature
W	108°	95+	24VDC	67	50mm (1.97")	120	8mm (0.31")	5 (16.4)	-20°C to 60°C	-20~ +70°C

Model No.	CCT (K)	Efficacy (lm/W)	Flux lm/ft (lm/m)	Watts/m (W/ft)	Max Run Length m (ft)
XFL-SE-243.0-12067-2790	2700	67	200 (659)	9.84 (3)	3 (9.8)
XFL-SE-243.0-12067-3090	3000	69	206 (679)		
XFL-SE-243.0-12067-3590	3500	69	206 (679)		

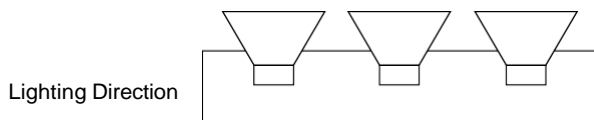
Note:

1. Test environment temperature 25±2°C.
2. Values above represent typical performance
3. Luminous flux is measured at each CCT
4. Luminous efficiency is estimated
5. Max run length shown is in reference to a single feed. This is the recommended run length without significant observable voltage drop.
6. Max run length for operating safely at UL class II @100W, 24V does not factor in the effect of voltage drop and is larger
7. The luminous flux and power listed above are within ±10%

Profile Drawing



Units: mm (inches)
 Note: Tolerance ± 0.5 mm

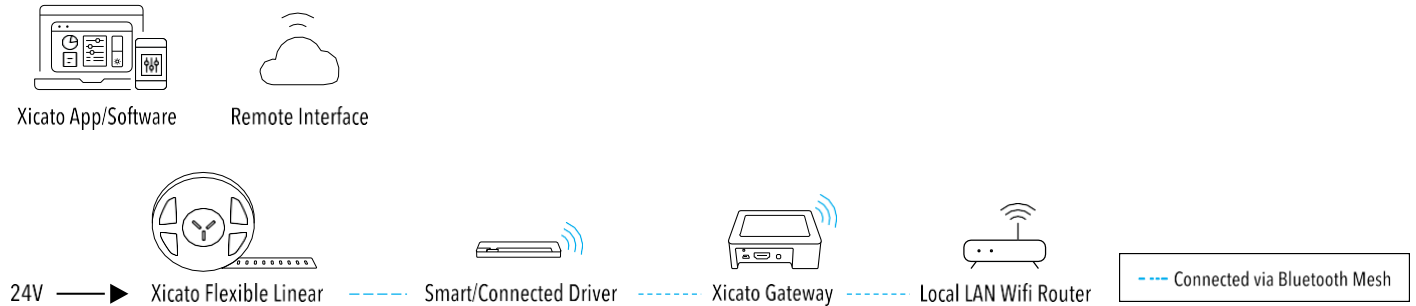


Max Bending Radius: $R_{min} = 20mm$



Xicato Controls and Integration

The XFL Portfolio is part of Xicato's comprehensive end-to-end systems, energizing environments through brilliant lighting and Smart Controls.



Connectors

For a complete list of connectors, please visit xicato.com/xfl.

Aluminum Channels

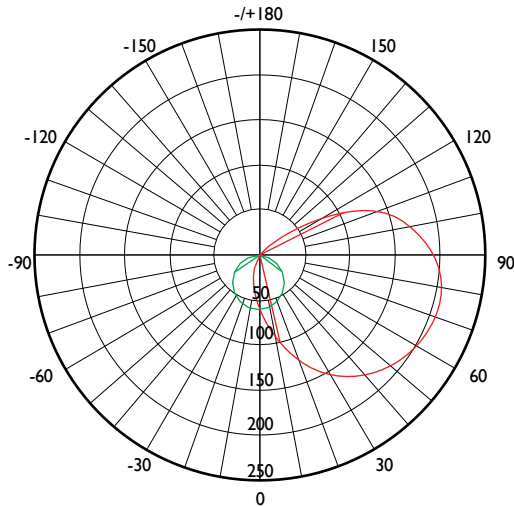
For a complete list of commonly used profiles with this product, please visit xicato.com/xfl.

Installation

Install using mounting kit. Mounting kit is sold separately.

Visit xicato.com/support to download XFL Flexible Linear LED Installation Instructions for Wet Location Linear Lighting.

Luminous Intensity Distribution Diagram



AVERAGE BEAM ANGLE(50%): 108.1°

Unit: cd
 — C0/180,104.1°
 — C90/270,112.1°

Average Illumination

Luminous Flux Output: 51.85lm

Height	Eavg, Emax	Beam Angle: 76.70°	Diameter
1cm	493606,133865lx1		.58cm
2cm	132401,334663lx3		.16cm
3cm	54845,1487391lx4		.75cm
4cm	30850,83666lx6		.33cm
5cm	19744,53546lx7		.81cm
6cm	13711,37185lx9		.49cm
7cm	10074,27319lx		11.08cm
8cm	7713,20916lx		12.66cm
9cm	6094,16527lx		14.24cm
10cm	4936,13387lx		15.82cm

Luminous Flux Output: 101.7lm

Height	Eavg, Emax	Beam Angle: 64.65°	Diameter
1cm	391367,1014062lx1		.27cm
2cm	97842,253516lx2		.53cm
3cm	43485,112674lx3		.8cm
4cm	24460,63379lx5		.06cm
5cm	15565,40562lx6		.33cm
6cm	10871,28168lx7		.59cm
7cm	7987,20695lx8		.86cm
8cm	6115,15845lx		10.13cm
9cm	4832,12519lx		11.39cm
10cm	3914,10411lx		12.66cm

Note:

The above data are measurements at 4000K, please ask your Xicato Sales Rep sales for other color temperatures.

Warning

1. This product should be installed and serviced in accordance with local and national electrical code regulations by a qualified, licensed electrician. If you are unclear as to how to install and wire this product, contact a qualified professional.
2. Tape light should only be powered by a UL Listed Class 2 DC 24V power supply.
3. Always disconnect the power supply before cutting or connecting tape light. Never attempt any work before shutting off the electricity.
4. Do not exceed maximum tape light run length. Series connections must be within the maximum run length.
5. LED tape light is designed to be cut at designated cut points only. Cutting anywhere other than the cut points will result in damage to the tape light.
6. Do not stare directly into LED lights when illuminated.
7. Do not power LED tape while coiled on reel.
8. Adhere tape to a clean, dry mounting surface free of oils, silicones and dirt particles. If surface is electrically conductive, isolation between soldering points and mounting surface is necessary.
9. Do not install LED tape in a location with direct exposure to the sun or where the ambient temperature is outside the listed temperature range of the product.
10. Prior to installation, verify all components (LED tape, driver, control, & accessories) are compatible. Configure and pre-test your LED system prior to installation to ensure all components are operating correctly.
11. Unused product should be properly placed and stored in an anti static bag
12. Failure to follow safety warnings, and installation instructions will void the warranty for this product.

Customer Acknowledgment

Xicato, Inc. stands behind its products when they are used in accordance with our specifications. When purchasing Xicato products, the customer agrees and acknowledges that design, configuration and installation is a complex process, and minor changes in layout and infield adjustments may have a significant impact. Choosing correct components is critical. Xicato will work with the original purchaser to make product selections to the extent of the limited information that the customer provides, but Xicato cannot design a system that anticipates all unknown factors. For this reason, our Warranty does not cover problems caused by improper design, configuration or installation issues. Xicato strongly recommends that licensed professionals be used in the design and installation of any lighting systems with Xicato products. The specifications include important information that should be reviewed and followed.

Please read our full Terms and Conditions to understand what is covered by Xicato's official warranty.

Regulatory Information

Electrical Safety & Handling

CE	IEC 62031:2008
UL	UL 8750 Cert E499492
Model	XFL-SE-24-67-X
Type	XFL-SE-24aa-bb67-Xcc-dd

Warranty

Warranty Duration	10 year
--------------------------	---------





Xicato Global Headquarters

102 Cooper Court,
Los Gatos, CA 95032

Contact Us

Tel: +1 866 223 8395
info@xicato.com

For the most up-to-date data sheet, please visit xicato.com/support.