



XFL Flexible Linear LED

Static White

Xicato designs and delivers one of the broadest portfolio spot and linear light sources and electronics that enable architects, designers and building managers to create beautiful, smart spaces in which people love to live and work. With thousands of installations around the globe, Xicato continues to be a leading supplier of high quality lighting solutions. Xicato is defining the future of intelligent light sources by integrating electronics, software and connectivity. Founded in 2007, Xicato's headquarters is based in Silicon Valley and the company has offices in China, Europe and the US.

xicato.com

WET
LOCATION

DC
ONLY

XFL Flexible Linear LED

Static White



Features

- Unmatched performance for CRI, R9, Fidelity and Gamut
- Premium ≤ 2 SDCM color consistency
- High density 240 LEDs/m
- 24V input, standard for simpler power and design
- Superior construction for higher reliability and heat management
- 10-year warranty
- Available in spools (XFL) or as custom finished tape (XFT) cut to a specified length with soldered lead wires

Spec Locks

Spec Locks	Gold Plated PCB	CRI	R9	Gamut	Fidelity	SDCM Steps	Max Run	Luminous Efficacy	Benefits
Static White									Superior Construction, long lifespan, high concentration of LEDs/m Supported by Xicato Bluetooth® Mesh Control portfolio

XFL SKU Builder / Ordering Part Number

Model Number is built as follows: XFL-AA-BBCC-DDD-EE-FFGG (applicable to all order codes listed below)

The orderable Xicato part numbers are built as follows:

Spools: XFL-AA-BBCC-DDDEE-FFGG-HHHHH

Custom Tape: XFT-AA-BBCC-DDDEE-FFGG

XFL	--	SW	--	24	1.0	--	240	67	--	22	95	--	SP005
	--	SW	--	24		--	240	67	--		95	--	
Product		Collection		Voltage	Watts/foot*		LEDs/meter	IP Rating		CCT	CRI		Spool Length (m)**

XFL (Spools)
XFT (Custom)

1.0
3.0
4.4
5.0
6.6

22 = 2200
25 = 2500
27 = 2700
30 = 3000
35 = 3500
41 = 4100

5
10
Blank*** (XFT custom tape)

* 1 Watt/foot = 3.28 Watts/meter

** 5m Spool Length = 16.4 feet

*** This field is left blank for XFT order codes. Contact your Xicato Sales Representative to define the specific custom configuration for LED tape and soldered lead wires. The detailed configuration description will be provided with the quote and order confirmation

XFT Custom Tape Options

Contact your Xicato Sales representative to define and order your specific custom configuration

LED Tape

	LED Tape Cut to Length
Length	Min: 3" Max: Max run length (page 4) Available in increments of cuttable length (page 4)

Input Lead Wire

	20 AWG UL2464 Lead Wire Only
Length	Min: 3" Max: 96" Available in 1" increments
Jacket Color	Black or White

Optional Output Lead Wire

	20 AWG UL2464 Lead Wire Only
Length	Min: 3" Max: 96" Available in 1" increments
Jacket Color	Black or White

Specifications

Common properties across all SKUs

Color	Beam Angle	CRI	Voltage	IP Rating	Minimum Cuttable Length	LEDs/m	Profile	Standard Spool Length m (ft)	Operating Temperature	Storage Temperature
W	120°	95	24VDC	67	25mm (0.98")	240	10mm (0.39")	5 (16.4) 10 (32.8)	-20°C to 60°C	-20~ +70°C

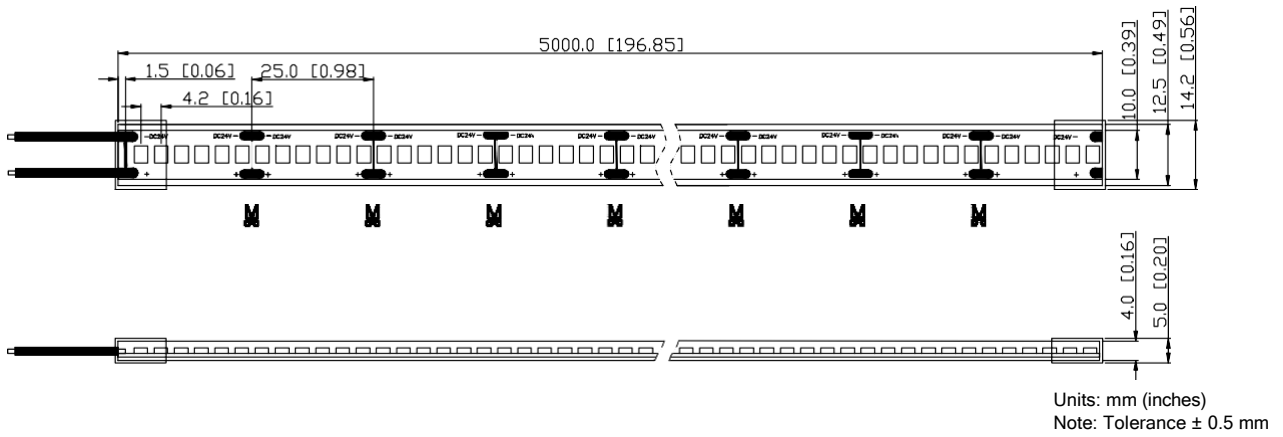
Typical Performance

Model Number	CCT (K)	Power (W/m)	Power (W/ft)	Flux (lm/m)	Flux (lm/ft)	Eff (lm/W)	Max run length (m)	Max run length (ft)
XFL-SW-241.0-24067-2295	2200	3.28	1.0	329	100	100	12	39.4
XFL-SW-241.0-24067-2595	2500	3.28	1.0	340	104	104	12	39.4
XFL-SW-241.0-24067-2795	2700	3.28	1.0	389	119	119	12	39.4
XFL-SW-241.0-24067-3095	3000	3.28	1.0	401	122	122	12	39.4
XFL-SW-241.0-24067-3595	3500	3.28	1.0	418	127	127	12	39.4
XFL-SW-241.0-24067-4195	4100	3.28	1.0	430	131	131	12	39.4
XFL-SW-243.0-24067-2295	2200	9.84	3.0	795	242	81	7.5	24.6
XFL-SW-243.0-24067-2595	2500	9.84	3.0	836	255	85	7.5	24.6
XFL-SW-243.0-24067-2795	2700	9.84	3.0	951	290	97	7.5	24.6
XFL-SW-243.0-24067-3095	3000	9.84	3.0	960	293	98	7.5	24.6
XFL-SW-243.0-24067-3595	3500	9.84	3.0	973	297	99	7.5	24.6
XFL-SW-243.0-24067-4195	4100	9.84	3.0	997	304	101	7.5	24.6
XFL-SW-244.4-24067-2295	2200	14.43	4.4	930	284	64	6.5	21.3
XFL-SW-244.4-24067-2595	2500	14.43	4.4	1030	314	71	6.5	21.3
XFL-SW-244.4-24067-2795	2700	14.43	4.4	1253	382	87	6.5	21.3
XFL-SW-244.4-24067-3095	3000	14.43	4.4	1351	412	94	6.5	21.3
XFL-SW-244.4-24067-3595	3500	14.43	4.4	1405	428	97	6.5	21.3
XFL-SW-244.4-24067-4195	4100	14.43	4.4	1522	464	105	6.5	21.3
XFL-SW-245.0-24067-2295	2200	16.40	5.0	1260	384	73	6	19.7
XFL-SW-245.0-24067-2595	2500	16.40	5.0	1346	410	77	6	19.7
XFL-SW-245.0-24067-2795	2700	16.40	5.0	1399	427	91	6	19.7
XFL-SW-245.0-24067-3095	3000	16.40	5.0	1537	469	86	6	19.7
XFL-SW-245.0-24067-3595	3500	16.40	5.0	1613	492	88	6	19.7
XFL-SW-245.0-24067-4195	4100	16.40	5.0	1687	514	96	6	19.7
XFL-SW-246.0-24067-2295	2200	19.68	6.0	1536	468	74	5	16.4
XFL-SW-246.0-24067-2595	2500	19.68	6.0	1665	508	79	5	16.4
XFL-SW-246.0-24067-2795	2700	19.68	6.0	1797	548	92	5	16.4
XFL-SW-246.0-24067-3095	3000	19.68	6.0	1812	552	88	5	16.4
XFL-SW-246.0-24067-3595	3500	19.68	6.0	1827	557	86	5	16.4
XFL-SW-246.0-24067-4195	4100	19.68	6.0	2057	627	96	5	16.4

Note:

1. Test environment temperature: 25±2°C.
2. The above data represents typical values. The actual data of each single product may differ from the typical values.

Profile Drawings

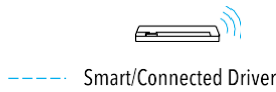
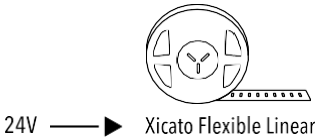


Max Bending Radius: $R_{min} = 20mm$



Xicato Controls and Integration

The XFL Portfolio is part of Xicato's comprehensive end-to-end systems, energizing environments through brilliant lighting and Smart Controls.



Connectors

For a complete list of connectors, please visit xicato.com/xfl.

Aluminum Channels

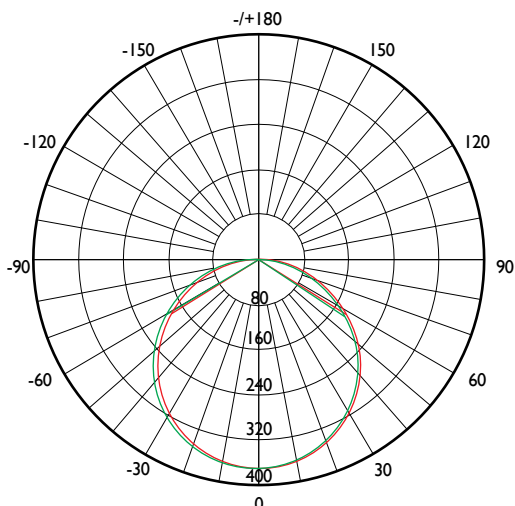
For a complete list of commonly used profiles with this product, please visit xicato.com/xfl.

Installation

Install using mounting kit. Mounting kit is sold separately.

Visit xicato.com/support to download XFL Flexible Linear LED Installation Instructions for Wet Location Linear Lighting.

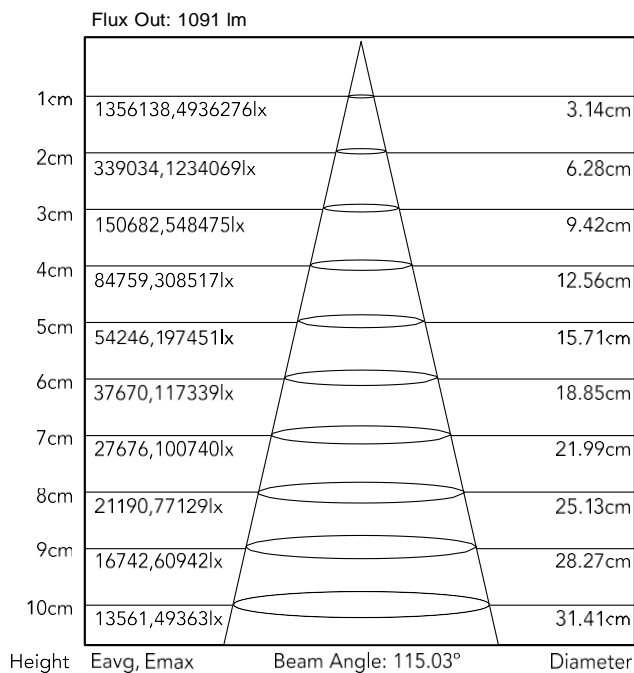
Luminous Intensity Distribution Diagram



AVERAGE BEAM ANGLE(50%): 115.2°

Unit: cd
 — C0/180, 115.0°
 — C90/270, 115.3°

Average Illumination



Note:

Above 2 figures generated by measuring 3000K sample.

Warning

1. This product should be installed and serviced in accordance with local and national electrical code regulations by a qualified, licensed electrician. If you are unclear as to how to install and wire this product, contact a qualified professional.
2. Tape light should only be powered by a UL Listed Class 2 DC 24V power supply.
3. Always disconnect the power supply before cutting or connecting tape light. Never attempt any work before shutting off the electricity.
4. Do not exceed maximum tape light run length. Series connections must be within the maximum run length.
5. LED tape light is designed to be cut at designated cut points only. Cutting anywhere other than the cut points will result in damage to the tape light.
6. Do not stare directly into LED lights when illuminated.
7. Do not power LED tape while coiled on reel.
8. Adhere tape to a clean, dry mounting surface free of oils, silicones and dirt particles. If surface is electrically conductive, isolation between soldering points and mounting surface is necessary.
9. Do not install LED tape in a location with direct exposure to the sun or where the ambient temperature is outside the listed temperature range of the product.
10. Prior to installation, verify all components (LED tape, driver, control, & accessories) are compatible. Configure and pre-test your LED system prior to installation to ensure all components are operating correctly.
11. Unused product should be properly placed and stored in an anti static bag
12. Failure to follow safety warnings, and installation instructions will void the warranty for this product.

Customer Acknowledgment

Xicato, Inc. stands behind its products when they are used in accordance with our specifications. When purchasing Xicato products, the customer agrees and acknowledges that design, configuration and installation are complex processes not managed by Xicato, and minor changes or errors in layout and infield adjustments may have a significant impact. Choosing correct components is critical. Xicato will work with the original purchaser to make product selections to the extent of the limited information that the customer provides, but Xicato cannot design a system that anticipates all unknown factors. For this reason, our Warranty does not cover problems caused by improper design, configuration or installation issues. Xicato strongly recommends that licensed professionals be used in the design and installation of any lighting systems with Xicato products. The specifications include important information that should be reviewed and followed.

Please read our full Terms and Conditions to understand what is covered by Xicato's official warranty.

Regulatory Information

Electrical Safety & Handling

CE	IEC 62031:2008
UL	UL 8750 Cert E499492
Model	XFL-SW-24-67-X
Type	XFL-SW-24aa-bb67-Xcc-dd

Warranty

Warranty Duration	10 year
--------------------------	---------

Energy Efficiency & Performance

CEC Title 24	JA8.5 (JA8-2019)
Models	FS, HD, SW, US





Xicato Global Headquarters

102 Cooper Court
Los Gatos, CA 95032

Contact Us

Tel: +1 866 223 8395
info@xicato.com

For the most up-to-date data sheet, please visit xicato.com/support.

2022 Xicato, Inc. Product specifications are subject to change without notice. Xicato and the Xicato stylized logo design are registered trademarks of Xicato.